

Problem: Left Thread will not chain or pick up stitches.

Dianna Marrero:

Hello everyone! Need some help please! Was going over some thick fabric with my serger - it jammed (no crazy noises or anything). I unstuck everything, rethreaded and tossed in new needles in case I bent one (neither one looked bent visibly). Upon starting again my left needle thread will not chain or be picked up - I can three thread just fine. But when I try four I get the pic below.




Solution: Remove case and adjust upper looper arm as follows

Sara Duarte: I just had a similar issue. I had to adjust my upper looper arm

Sara Duarte Dianna



Marrero I hope you don't mind... I'm going to share some pictures! I went through the same issue and found that my upper looper arm wasn't crossing in front of my left needle enough to catch & loop.

This picture shows my upper looper before I fixed it.




Sara Duarte This is what I adjusted to fix the issue

Sara Duarte I removed all of the plastics. Careful to label each screw as I took it out so I knew exactly where to put it back.



Sara Duarte This is the arm once the plastics are off


Sara Duarte Loosen these teeny grub screws. You'll need the Allen key. Just loosen them a teeny teeny bit





Sara Duarte This arm will move...
Watch your upper looper in relation
to the needles as you move it.

Sara Duarte It should pass the left needle fully!





Sara Duarte Tighten those screws down & gently hand crank your machine... Watch the needles, upper looper & lower looper do a full cycle. Make sure nothing rubs at all. If it looks good out your plastics back on...

Sara Duarte Rethread in order 3...4...2...1.

Make sure the thread is seated properly in the tension discs... I used a different color in each so I could easily tell what needed to be adjusted

Sara Duarte P.s. I took a few minutes to give it a good cleaning & oil before putting it all back together as well

